



# Maggie's Activity Pack

Name \_\_\_\_\_

Date \_\_\_\_\_

## Maggie's "Puzzle" - d

*This activity is not only fun, it will also show you more about all you can find at [www.missmaggie.org](http://www.missmaggie.org). First look at each of the sections. Then find the word that best completes the sentence. Write the letters in the circles. You will discover Maggie's mystery word. She hopes you think about this mystery word in the next few months.*




**The blue and yellow homepage will help you answer the first 3 questions.**

1. Look at the shapes on the left of your screen. If you click on the last yellow shape you can explore the \_\_\_\_\_ section.
2. Look at Maggie's logo in the top left of the screen. This tells you that Maggie will enjoy many \_\_\_\_\_ adventures.
3. If you look under the words "We Speak Green," you will see a \_\_\_\_\_.

**Now roll your cursor over the picture of Maggie holding Dude. Click!**

4. First pull the red lever. What do you see? This website can be read and heard in both English and \_\_\_\_\_.
5. Click the big red button. Then click "Cartoons." Maggie is riding in a helicopter in the cartoon \_\_\_\_\_.
6. In the cartoon, \_\_\_\_\_ Maggie and Dude go diving.

7. Look at the cartoon, "Rushin' River." There are several places to explore. You can see a guidebook, video camera, and will even find a  \_\_\_\_\_ for Beet Salad.

**Go back to the big red button. Click the Games Button.**


8. Test how well you remember things by playing the game

\_\_\_\_\_  \_\_\_\_\_.

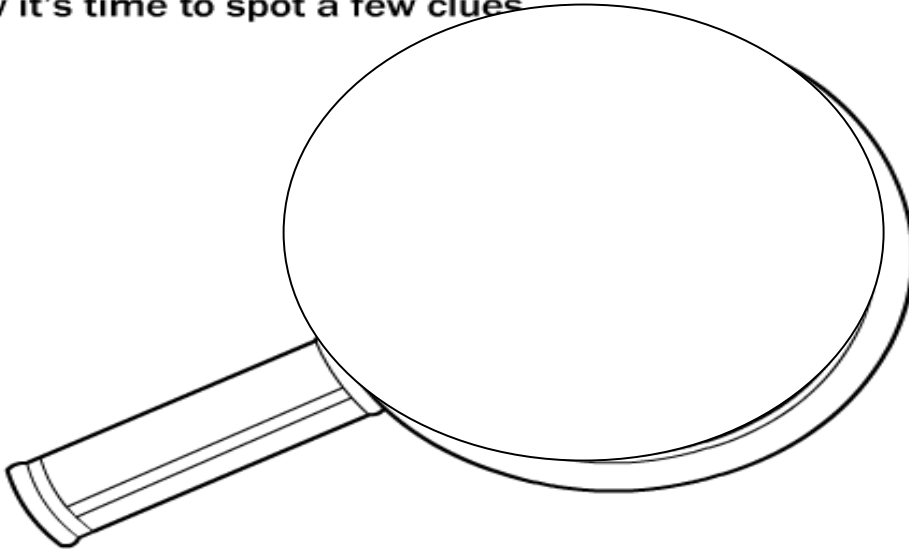
9. Find out more about Spanish and English by playing the

\_\_\_\_\_  game.

**Go back to the big red button. Click the Postcard Button.**

10. You can snap "photos" of \_\_\_\_\_  \_\_\_\_\_ painting pictures in this section of [www.missmaggie.org](http://www.missmaggie.org).

Now it's time to spot a few clues



Put the letters from each circle in the magnifying glass. I hope you think about these words in the next few months!

Dear Colleague,

It has become a tradition here at Maggie's Earth Adventures to offer you this type of activity just before the summer break. We hope that you might duplicate it and give it to your students either as a "filler" during those last days of school to keep them meaningfully engaged or that you will offer it to the class as part of summer "work." Either way, our intention is to illustrate to your students just how much gain be gained by exploring [www.missmaggie.org](http://www.missmaggie.org). However, this activity does not necessarily need to be used as a vacation "introduction," using a puzzler such as this is helpful ANY time as all of our activities are based on meaningful classroom goals.

In this puzzler, we offer the phrase, "Think Green" as a key word. (In the Spanish and Emergent versions, we encourage you to think about the green concept that is infused into the activity.) We hope thinking green is something you and your class will brainstorm. Make a list of the many ways children can contribute to the "greening" of the planet. Our Executive Producer, Mason Bryant Howard, recently discussed how her own children had told her that the popular words to live by, "Reduce, Reuse, Recycle" have added a fourth R - RETHINK! Do your students know about this new R? Have them **Rethink** ways they can live their lives to help the environment. We would love to hear about some of the new and creative ways your class finds to "think green."

I think teachers tend to view years in terms of school years rather than the New Year on a calendar. With this in mind, we are offering you a few of our staff "resolutions" and eco-ideas as we close this school year and look ahead to a new year:

Kathy: We had so much fun during the "Earth Hour" when we all turned our lights out for an hour that we didn't realize an hour and 45 minutes had gone by as we played Scrabble by candlelight. Therefore, my family resolves to turn the lights all out for at least an hour a week and play a board game!

Mason: After many fits and starts our household is finally committed to composting. Many stores sell small kitchen top containers but we just use a large pot with a lid. I find we have significantly reduced the garbage we take to the street each week and we are looking forward to using our compost on our this garden this summer. Remember, never add any items with fat to your pile i.e if you butter your corn on the cob do not throw this on the pile as it may attract unwanted animals.

Carlyle: Our family tip was initially motivated more by the 'eco'nomy than eco'ology--When gas prices shot through the roof last year we made a commitment to ride our bikes whenever we headed to downtown West Palm Beach (about 3 miles away) because parking is a nightmare and we were wasting so much gas. We discovered this was a great way to spend time as a family, enjoy the outdoors, get some exercise and reduce our footprint. We head down there every Saturday and Sunday morning with the kids in tow. My husband and I often head out on bikes downtown for date night and since we just got a new puppy...we now have a 'sporty' front carrier for the dog as well (complete with sunshade).

Vivian: My kids started using their big plastic halloween pumpkin to collect water whenever they run the shower and it takes a bit for the water to get hot. They later used that water for the plants.

Jessica: All of my light bulbs are energy saving. I am getting used to the low light and find it relaxing. I am continuing with the recycle ritual, and have found myself unplugging items that are not used on a regular basis.

Happy vacation!  
Kathy

Answer Key:

1. Postcards
2. Earth
3. Video
4. Spanish
5. Choking
6. A Great Catch
7. Recipe
8. Mega Memory
9. Cycle Race
10. Elephants

Secret Phrase – Think Green

**Goals:**

Children will visit Maggie's website at [www.missmaggie.org](http://www.missmaggie.org). They explore the various components of this website as part of this electronic scavenger hunt. An intended outcome of this activity is that students will become familiar with the vast educational resources of this site, ranging from learning games to biological information to interactive multi-subject area devices. Several ideas for thinking green are provided in the Dear Colleague section of this activity.